

# Chic

31,6X90 - 59X59 / 12,5''X36'' - 23''X23''



CHIC WHITE RECT.  
31.6 X 90 / 12.5" X 36"

R11/M



PENTA WHITE RECT.  
31.6 X 90 / 12.5" X 36"

N53/M




CHIC PEARL RECT.  
31.6 X 90 / 12.5" X 36"

R11/M




PENTA PEARL RECT.  
31.6 X 90 / 12.5" X 36"

N53/M




DECOR CHIC I PEARL  
31.6 X 90 / 12.5" X 36"

K79/P



DECOR CHIC II PEARL  
31.6 X 90 / 12.5" X 36"

K79/P



DECOR CHIC III PEARL  
31.6 X 90 / 12.5" X 36"

K79/P



CHIC CREAM RECT.  
31.6 X 90 / 12.5" X 36"

R11/M



PENTA CREAM RECT.  
31.6 X 90 / 12.5" X 36"

N53/M



DECOR CHIC I CREAM  
31.6 X 90 / 12.5" X 36"

K79/P



DECOR CHIC II CREAM  
31.6 X 90 / 12.5" X 36"

K79/P



DECOR CHIC III CREAM  
31.6 X 90 / 12.5" X 36"

K79/P



CHIC

PENTA





CHIC WHITE RECT. 31,6X90. PENTA WHITE RECT. 31,6X90



**P** CHIC PEARL RECT.  
59 X 59 / 23" X 23" R49/M

**P** CHIC CREAM RECT.  
59 X 59 / 23" X 23" R49/M

**CARACTERÍSTICAS TÉCNICAS · TECHNICAL CHARACTERISTICS · CARACTÉRISTIQUES TECHNIQUES · TECHNISCHE EIGENSCHAFTEN**

**PB** PASTA BLANCA/WHITE BODY  
PÂTE BLANCHE/WEISSSCHERBIG

**RE** REVESTIMIENTO/WALL TILE  
FAÏENCE/WANDFLIESEN

**M** MATE/MATT  
MAT/MATT

**R** RECTIFICADO/RECTIFIED  
RECTIFIÉ/KALIBRIERT

**V4** VARIACION FUERTE/SUBSTANTIAL VARIATION  
FORTE VARIATION/HOHES FARBSPIEL

**+** ESPESOR/THICKNESS/ÉPAISSEUR/EMPFOHLENE FUGENBREITE:  
31,6X90 - 10,3mm/0,41"

FORMATO SIZE FORMAT VERPACKUNG	PZS/CAJA TILES/BOX PIÈCES/BOITE STK/BOX	M <sup>2</sup> /CAJA SQM/BOX MÈTRES/BOITE M <sup>2</sup> /BOX	Kg/CAJA Kg/BOX Kg/BOITE Kg/BOX	CAJAS/PALLET BOXES/PALLET BOITES/PALETTE BOX/PALLET	M <sup>2</sup> /PALLET SQM/PALLET MÈTRES/PALETTE M <sup>2</sup> /PALLET	Kg/PALLET Kg/PALLET MÈTRES/PALETTE Kg/PALLET
59X59	3	1.04	22.90	48	50.13	1099
31,6X90	4	1.14	20.38	48	54.60	978