



**titano**

**saimé**  
CERAMICHE DAL 1938



# titano


Titano è la superficie effetto pietra di Saime Ceramiche che dona agli spazi grande contemporaneità e armonia estetica.

Titano is Saime Ceramiche's stone effect surface which lends a contemporary look and esthetic harmony to spaces.

Titano, la surface effet pierre de Saime Ceramiche, embellit harmonieusement les espaces et les rend extrêmement contemporains.

Titano ist die Oberfläche in Steinoptik von Saime Ceramiche, die Räume mit einem zeitgemäßen Flair und optischer Harmonie kleidet.

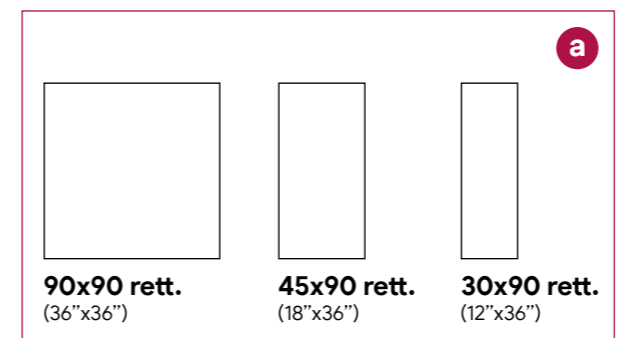
# titano range



Gres porcellanato / Porcelain stoneware / Grès cérame / Feinsteinzeug

**TILE+**  
PREMIUM SLABS

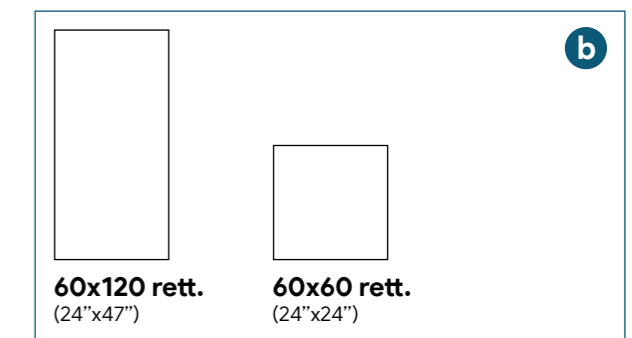
naturale  $\nabla$  6 mm



Only: bianco, perla, grigio, beige.

Outdoor Surface  
2CM  
R11 A+B+C

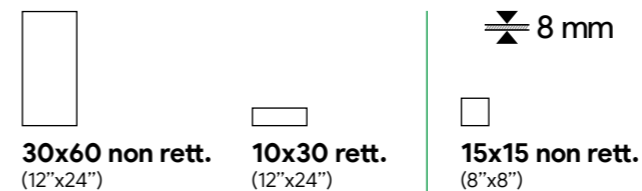
grip R11 A+B+C  $\nabla$  20 mm



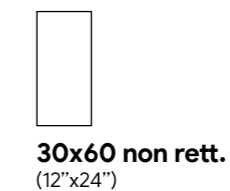
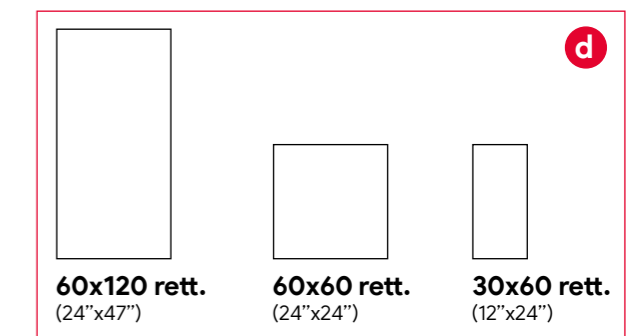
Only: perla, grigio, beige, antracite.

## Standard

naturale  $\nabla$  9 mm

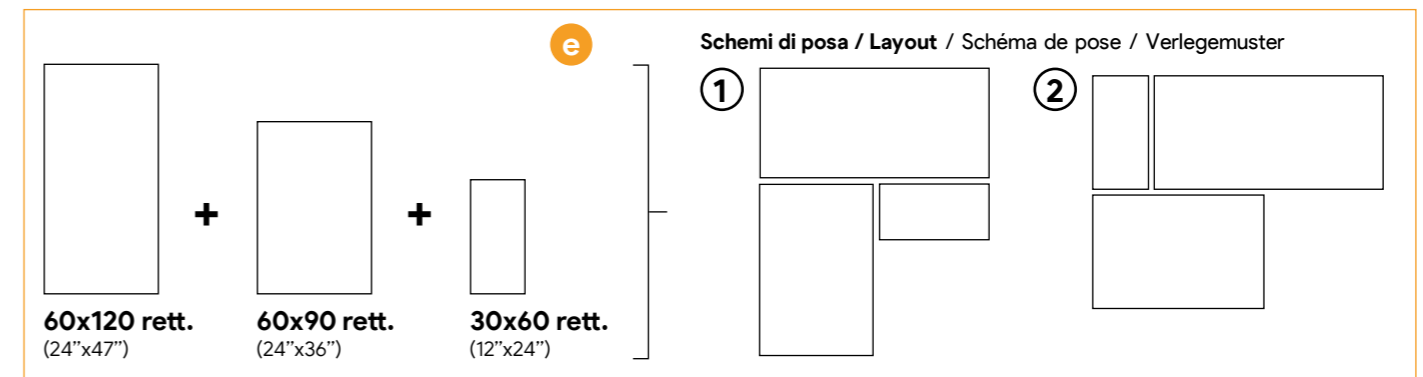


grip  $\nabla$  9 mm



## Composizione Modulo

naturale  $\nabla$  9 mm



**7 colori, 3 tecnologie, 6 formati, 1 composizione:** Titano è il progetto di superfici che risponde a tutte le esigenze dell'architettura indoor & outdoor.

**7 colors, 3 technologies, 6 sizes, 1 composition:** Titano is surface design fully meeting the needs of indoor and outdoor architecture.

**7 couleurs, 3 technologies, 6 formats, 1 composition:** Titano est un projet de surfaces en mesure de satisfaire toutes les exigences de l'architecture d'intérieur et d'extérieur.

**7 Farben, 3 Technologien, 6 Formate, 1 Zusammenstellung:** Titano ist das Oberflächenprojekt, das allen Anforderungen der Indoor- und Outdoorarchitektur gerecht wird.




# 7 suggestive colors.

Le ricche tonalità di Titano trasferiscono la profondità di venature e dettagli grafici; le nuance accoglienti valorizzano la superficie ceramica donando allo spazio stile e personalità.

Titano's rich tones convey grain thickness and graphic details; the homely nuances make the most of ceramic surfaces creating stylish and strong spaces.

Les riches tonalités de Titano transfèrent la profondeur des veinures et des détails graphiques ; les nuances accueillantes valorisent la surface céramique en conférant à l'espace style et personnalité.

Die vielfältigen Farbtöne von Titano übertragen die Tiefe der Maserungen und die grafischen Details; die ansprechenden Nuancen heben die Keramikfläche hervor und verleihen dem Raum Stil und Charakter.




bianco



beige




taupe



cenere



grigio



perla



antracite



## Surfaces with a natural touch.

L'insieme di venature e movimenti grafici armoniosi dona autentica naturalezza.

The combination of grain and harmonious graphic movement lends a truly natural look.

L'ensemble des veinures et des mouvements graphiques harmonieux confère un aspect naturel authentique.

Die Gesamtheit der Maserungen und harmonievollen grafischen Bewegungen zaubern eine wahre Natürlichkeit herbei.

FLOOR: TITANO Cenere **Composizione Modulo 2:** 60x120 . 24"x47" + 60x90 . 24"x36" + 30x60 . 12"x24" nat. rett. ≈ 9 mm

WALL: ICON+ White 90x270 . 36"x106" matt rett. ≈ 6 mm

FLOOR OUT: TITANO Bianco 30x60 . 12"x24" grip non rett. ≈ 9 mm

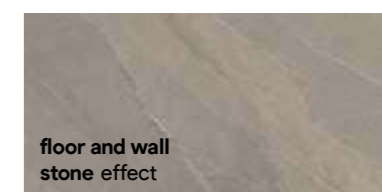




## Indoor-Outdoor continuity.

La collezione Titano offre l'impareggiabile vantaggio della continuità estetica tra interno ed esterno. Titano si abbina con disinvoltura agli effetti marmo di Cave e a molte altre collezioni, regalando contaminazioni di tendenza.

The Titano collection has a peerless indoor-outdoor esthetic continuity as a plus. Titano easily matches Cave's marble effects and many other collections, offering trendsetting influence.



floor and wall stone effect



countertop marble effect

La collection Titano offre l'avantage incomparable de la continuité esthétique entre intérieur et extérieur. Titano se combine avec désinvolture aux effets marbre de Cave et à de nombreuses autres collections en offrant des contaminations tendance.

Die Kollektion Titano bietet den unvergleichlichen Vorteil der optischen Kontinuität zwischen Innen- und Außenräumen. Titano lässt sich geschickt mit der Marmoroptik von Cave und vielen weiteren Kollektionen kombinieren und steht im Zeichen trendiger Kombinationen.



**WALL:** TITANO Taupe mosaico 30x30, 12"x12" nat. rett. / TITANO+ Bianco 90x90, 36"x36" nat. rett. ≈ 6 mm  
**FLOOR:** TITANO Taupe 60x120, 24"x47" nat. rett. ≈ 9 mm  
**FLOOR OUT:** TITANO Perla 60x60, 24"x24" rett. **grip 2cm R11 A+B+C** ≈ 20 mm  
**COUNTERTOP:** CAVE+ Forte 90x270, 36"x106" matt rett. ≈ 6 mm



## Creative design.

La ricca gamma di formati unita all'abbinabilità tra colori, genera infinite possibilità compositive e una vera personalizzazione dello spazio.

The wide range of sizes together with the pairing of colors, create countless possible compositions and real customization of space.

La riche gamme de formats et la combinaison parfaite des couleurs permettent une multitude de compositions et une personnalisation originale de l'espace.

Das große Angebot an Formaten und die miteinander kombinierbaren Farben erzeugen unendlich viele Zusammenstellungen, durch die jeder Raum einzigartig wird.



WALL: TITANO Beige 30x60 . 12"x24" nat. rett. ≈ 9 mm  
SHOWER: TITANO Listellato Beige 30x60 . 12"x24" nat. rett. ≈ 9 mm  
FLOOR: TITANO Antracite 60x60 . 24"x24" nat. rett. ≈ 9 mm





**forte e resistente**  
strong and durable

Il gres porcellanato Saime è compatto ed elastico al tempo stesso, ed è immune all'usura e ai prodotti chimici. Saime Ceramiche garantisce quindi le caratteristiche di resistenza, durevolezza e facilità di manutenzione che da sempre contraddistinguono il proprio gres porcellanato tecnico.

Le grès technique de Saime est à la fois compact et élastique, en plus d'être très résistant à l'usure et aux produits chimiques. Saime Ceramiche garantit donc les caractéristiques de résistance, de durabilité et de facilité d'entretien qui ont toujours distingué son grès cérame technique.



**resistente ai prodotti chimici**  
resistance to chemicals

Technical stoneware by Saime is compact yet elastic at the same time, and is resistant to wear and chemicals. Saime Ceramiche therefore guarantees the characteristics of resistance, durability, and ease of maintenance that have always distinguished its technical porcelain stoneware.

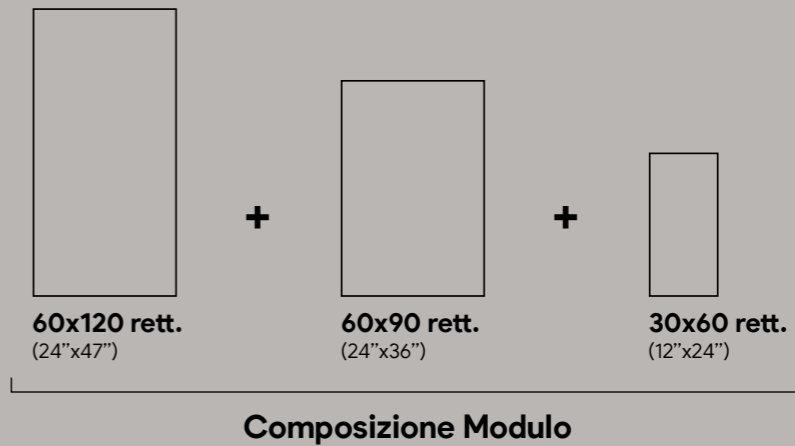
Das technische Steinzeug von Saime ist kompakt und zugleich elastisch und ist gegen Abnutzung und chemische Produkte beständig. Saime Ceramiche garantiert somit die Eigenschaften der Beständigkeit, Dauerhaftigkeit und Pflegefreundlichkeit, die schon immer die eigenen technischen Feinsteinzeug unterscheiden.

FLOOR: TITANO Grigio 60x120 . 24"x47" nat. rett. ≈ 9 mm






## “Composizione Modulo”: a contemporary interpretation of classic style and elegance



60x120 → 50% / 60x90 → 37,5% / 30x60 → 12,5%


Composizione Modulo  
Schema di posa / Layout

①



Composizione Modulo  
Schema di posa / Layout

②



La “Composizione Modulo”, con tre comodi formati pronti all’uso, rievoca le tradizionali pose italiane a più dimensioni e attraverso due tipologie di pattern, esalta la variabilità cromatica della collezione.

“Composizione Modulo”, with three handy out of the box sizes, is reminiscent of multi-size traditional Italian layouts and its two pattern styles celebrate the collection’s chromatic variations.

La “Composizione Modulo”, avec ses trois formats prêts à l’emploi très pratiques, évoque les poses italiennes traditionnelles à plusieurs dimensions et exalte, avec deux types de motifs, la variabilité chromatique de la collection.

Die “Composizione Modulo” erinnert mit ihren drei bequemen, einsatzbereiten Formaten an die traditionellen Verlegemuster Italiens in mehreren Größen und hebt durch zwei Mustertypologien die farbliche Vielfalt der Kollektion hervor.




# Gres monolitico per l'outdoor, in spessore 2 cm.

Monolithic stoneware for outdoor environments, 2 cm thick.  
Grès monolithique pour extérieur, de 2 cm d'épaisseur.  
Monolithisches Steinzeug für Außenbereiche in 2 cm Dicke.




FLOOR: TITANO Grigio 60x120 . 24"x47" rett. **grip 2cm R11 A+B+C** ≈ 20 mm / Grigio 60x60 . 24"x24" rett. **grip 2cm R11 A+B+C** ≈ 20 mm  
WALL: TITANO Grigio 60x120 . 24"x47" nat. rett. ≈ 9 mm / Grigio 10x30 . 4"x12" nat. rett. ≈ 9 mm





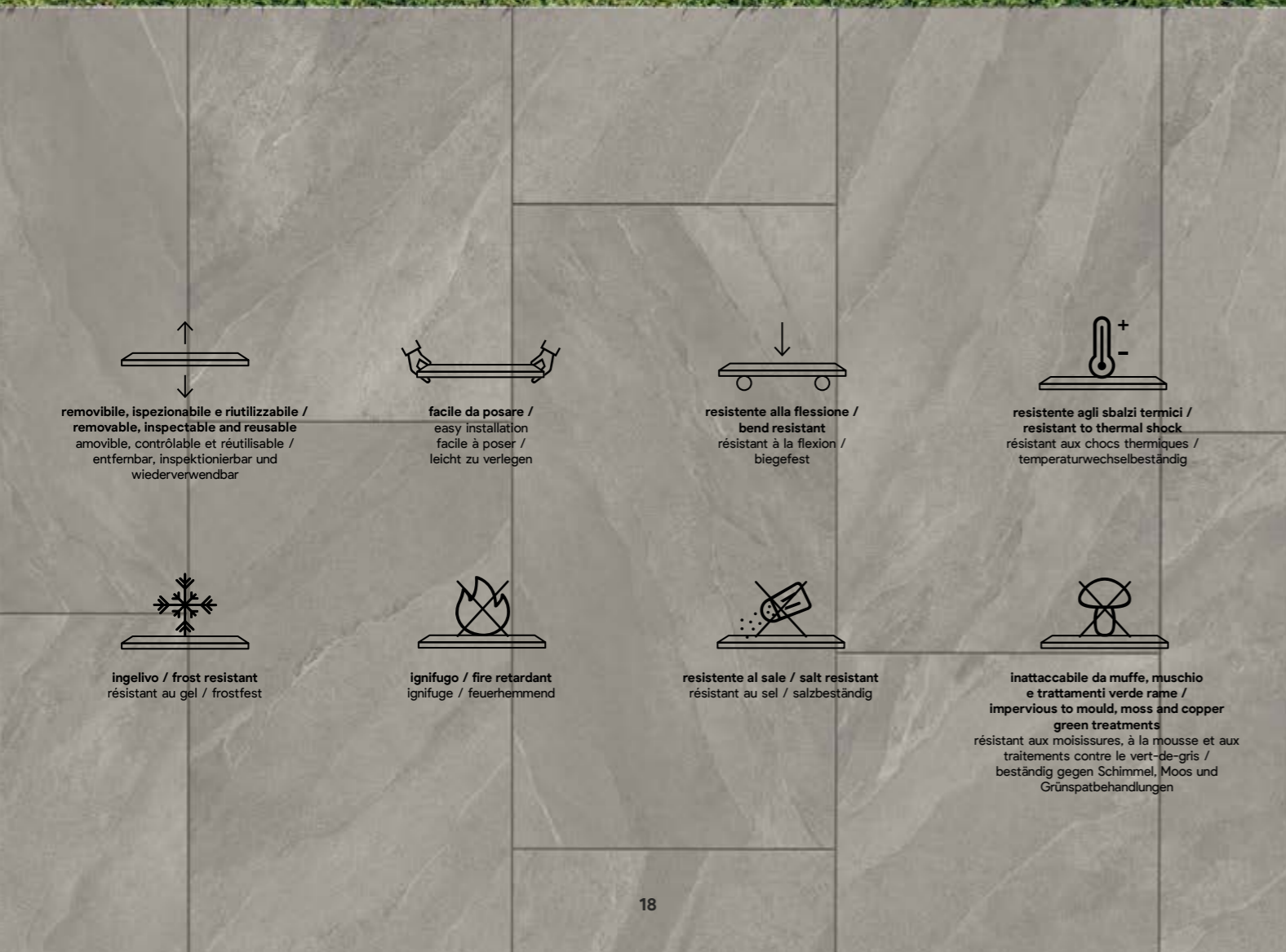
Outdoor Surface • R11  
**2CM**  
 • A+B+C



60x120 rett.  
 (24"x47")



60x60 rett.  
 (24"x24")



removibile, ispezionabile e riutilizzabile /  
 removable, inspectable and reusable  
 amovible, controlable et réutilisable /  
 entfernbar, inspektionierbar und  
 wiederverwendbar

facile da posare /  
 easy installation  
 facile à poser /  
 leicht zu verlegen

resistente alla flessione /  
 bend resistant  
 résistant à la flexion /  
 biegefest

resistente agli sbalzi termici /  
 resistant to thermal shock  
 résistant aux chocs thermiques /  
 temperaturwechselbeständig

ingelivo / frost resistant  
 résistant au gel / frostfest

ignifugo / fire retardant  
 ignifuge / feuerhemmend

resistente al sale / salt resistant  
 résistant au sel / salzbeständig

inattaccabile da muffe, muschio  
 e trattamenti verde rame /  
 impervious to mould, moss and copper  
 green treatments  
 résistant aux moisissures, à la mousse et aux  
 traitements contre le vert-de-gris /  
 beständig gegen Schimmel, Moos und  
 Grünspatbehandlungen



DIN 51130  
 R11 (GRIP)



DIN 51097  
 A+B+C (GRIP)

2CM è la soluzione più evoluta per  
 pavimentare aree esterne pedonali, giardini,  
 balconi, camminamenti e pavimenti carrabili.

2CM is the most advanced solution for tiling  
 external pedestrian areas, gardens, balconies,  
 walkways and driveways.

2CM est la solution la plus avancée pour  
 le revêtement du sol des zones piétonnes  
 extérieures, des jardins, des balcons, des  
 cheminements et des voies d'accès.

2CM ist die fortschrittlichste Lösung für  
 die Bodenbeläge von Fußgängerzonen in  
 Außenbereichen, Gärten, Balkons, Fußwegen  
 und befahrbaren Bodenflächen.

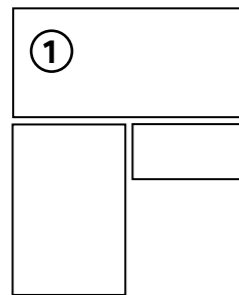


## Composizione Modulo for outdoor.

La “Composizione Modulo”  
disponibile anche per esterno  
(Antislip R11 A+B+C) reinterpreta  
i valori estetici ceramici combinando  
insuperabili performance tecniche  
e bellezza naturale.

“Composizione Modulo”  
available also for outdoor use  
(Antislip R11 A+B+C) reinterprets the  
esthetic value of ceramics combining  
top technical performance and  
natural beauty.

### Composizione Modulo Schema di posa / Layout



La “Composizione Modulo”  
disponible également pour  
l’extérieur (Antislip R11 A+B+C)  
réinterprète les valeurs esthétiques  
de la céramique en alliant à une  
beauté naturelle des performances  
techniques inégalables.

Die “Composizione Modulo” gibt  
es auch für den Außenbereich  
Antislip (R11 A+B+C). Es deutet  
die optischen Keramikwerte neu  
und kombiniert unübertreffliche  
technische Leistungen mit  
natürlicher Schönheit.




FLOOR: TITANO Beige **Composizione Modulo 1:** 60x120 . 24"x47" + 60x90 . 24"x36" + 30x60 . 12"x24" nat. rett. ≈ 9 mm  
WALL: TITANO Beige 30x60 . 12"x24" nat. rett. ≈ 9 mm





# TILE+

6 mm 

## 3 modulated sizes

**45x90 rett.**  
(18"x36")

**30x90 rett.**  
(12"x36")

**90x90 rett.**  
(36"x36")

I 3 formati in spessore sottile 6 mm regalano modularità di posa, facilità di applicazione e la forza del miglior gres porcellanato tecnico.

The 3 sizes with a reduced thickness of 6 mm offer modular laying, easy installation and the strength of state-of-the-art technical porcelain stoneware.

Les 3 formats d'une fine épaisseur de 6 mm garantissent une pose modulaire, une application facilitée ainsi que la force du meilleur grès cérame technique.

Die 3 Formate in nur 6 mm Stärke sind anwendungsleicht, sorgen für ein modulares Verlegesystem und bringen die ganze Stärke des besten technischen Feinsteinzeugs zum Ausdruck.



**WALL:** TITANO+ Perla 45x90 . 18"x36" nat. rett. ≠ 6 mm / Grigio 30x90 . 12"x36" nat. rett. ≠ 6 mm  
**FLOOR:** TITANO+ Grigio 90x90 . 36"x36" nat. rett. ≠ 6 mm



# titano naturale / grip


## bianco




## cenere




### titano TILE+



90x90 (36"x36")  
T624156 bianco nat. rett.



45x90 (18"x36")  
T624157 bianco nat. rett.



30x90 (12"x36")  
T624158 bianco nat. rett.


### titano standard



60x120 (24"x47")  
8661036 bianco nat. rett.  
8661136 bianco grip rett.




60x60 (24"x24")  
8661037 bianco nat. rett.  
8661137 bianco grip rett.



30x60 (12"x24")  
8661035 bianco nat. rett.  
8661135 bianco grip rett.



10x30 (4"x12")  
8661038 bianco nat. rett.




30x60 (12"x24")  
7661125 bianco nat. non rett.  
7661035 bianco grip non rett.

### mosaico 5x5 (2"x2")



30x30 (12"x12")  
7661126 bianco nat. rett.

### listellato




30x60 (12"x24")  
7661036 bianco nat. rett.


### titano standard



60x120 (24"x47")  
8661046 cenere nat. rett.  
8661146 cenere grip rett.




60x60 (24"x24")  
8661047 cenere nat. rett.  
8661147 cenere grip rett.



30x60 (12"x24")  
8661045 cenere nat. rett.  
8661145 cenere grip rett.



10x30 (4"x12")  
8661048 cenere nat. rett.



30x60 (12"x24")  
7661135 cenere nat. non rett.  
7661045 cenere grip non rett.

### mosaico 5x5 (2"x2")



30x30 (12"x12")  
7661136 cenere nat. rett.

### listellato



30x60 (12"x24")  
7661046 cenere nat. rett.




# titano naturale / grip


## grigio




### titano TILE+



90x90 (36"x36")  
T624176 grigio nat. rett.




45x90 (18"x36")  
T624177 grigio nat. rett.




30x90 (12"x36")  
T624178 grigio nat. rett.


### titano standard



60x120 (24"x47")  
8661016 grigio nat. rett.  
8661116 grigio grip rett.



30x60 (12"x24")  
8661015 grigio nat. rett.  
8661115 grigio grip rett.



30x60 (12"x24")  
7661105 grigio nat. non rett.  
7661014 grigio grip non rett.




60x60 (24"x24")  
8661017 grigio nat. rett.  
8661117 grigio grip rett.



10x30 (4"x12")  
8661018 grigio nat. rett.



15x15 (6"x6")  
7697452 grigio nat. non rett.



60x120 (24"x47")  
8620020 grigio grip rett.



60x60 (24"x24")  
8620019 grigio grip rett.

### mosaico 5x5 (2"x2")



30x30 (12"x12")  
7661015 grigio nat. rett.

### listellato



30x60 (12"x24")  
7661016 grigio nat. rett.


## antracite




### titano standard



60x120 (24"x47")  
8661006 antracite nat. rett.  
8661106 antracite grip rett.



30x60 (12"x24")  
8661005 antracite nat. rett.  
8661105 antracite grip rett.



30x60 (12"x24")  
7661004 antracite nat. non rett.  
7661114 antracite grip non rett.



60x60 (24"x24")  
8661007 antracite nat. rett.  
8661107 antracite grip rett.



10x30 (4"x12")  
8661008 antracite nat. rett.



15x15 (6"x6")  
7697442 antracite nat. non rett.



60x60 (24"x24")  
8620039 antracite grip rett.

### mosaico 5x5 (2"x2")



30x30 (12"x12")  
7661005 antracite nat. rett.

### listellato



30x60 (12"x24")  
7661006 antracite nat. rett.




# titano naturale / grip


## beige




### titano TILE+



90x90 (36"x36")  
T624166 beige nat. rett.



45x90 (18"x36")  
T624167 beige nat. rett.




30x90 (12"x36")  
T624168 beige nat. rett.


### titano standard



60x120 (24"x47")  
8661026 beige nat. rett.  
8661126 beige grip rett.



30x60 (12"x24")  
8661025 beige nat. rett.  
8661125 beige grip rett.



30x60 (12"x24")  
7661115 beige nat. non rett.  
7661025 beige grip non rett.



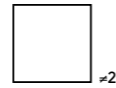
60x60 (24"x24")  
8661027 beige nat. rett.  
8661127 beige grip rett.



10x30 (4"x12")  
8661028 beige nat. rett.



60x120 (24"x47")  
8620010 beige grip rett.



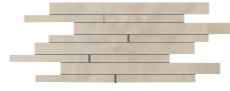
60x60 (24"x24")  
8620009 beige grip rett.

### mosaico 5x5 (2"x2")



30x30 (12"x12")  
7661116 beige nat. rett.

### listellato




30x60 (12"x24")  
7661026 beige nat. rett.


## perla




### titano standard



90x90 (36"x36")  
T624186 perla nat. rett.




45x90 (18"x36")  
T624187 perla nat. rett.



30x90 (12"x36")  
T624188 perla nat. rett.



60x120 (24"x47")  
8661056 perla nat. rett.  
8661156 perla grip rett.




30x60 (12"x24")  
8661055 perla nat. rett.  
8661155 perla grip rett.



30x60 (12"x24")  
7661145 perla nat. non rett.  
7661055 perla grip non rett.



60x60 (24"x24")  
8661057 perla nat. rett.  
8661157 perla grip rett.



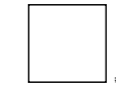
10x30 (4"x12")  
8661058 perla nat. rett.



15x15 (8"x8")  
7697462 perla nat. non rett.



60x120 (24"x47")  
8620030 perla grip rett.



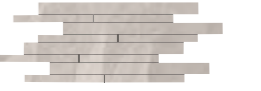
60x60 (24"x24")  
8620029 perla grip rett.

### mosaico 5x5 (2"x2")



30x30 (12"x12")  
7661146 perla nat. rett.

### listellato



30x60 (12"x24")  
7661056 perla nat. rett.




**taupe**




**titano standard**



60x120 (24"x47")  
8661066 taupe nat. rett.  
8661166 taupe grip rett.




60x60 (24"x24")  
8661067 taupe nat. rett.  
8661167 taupe grip rett.



30x60 (12"x24")  
8661065 taupe nat. rett.  
8661165 taupe grip rett.



10x30 (4"x12")  
8661068 taupe nat. rett.



30x60 (12"x24")  
7661155 taupe nat. non rett.  
7661065 taupe grip non rett.




15x15 (6"x6")  
7697472 taupe nat. non rett.

**mosaico 5x5 (2"x2")**



30x30 (12"x12")  
7661156 taupe nat. rett.

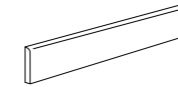
**listellato**



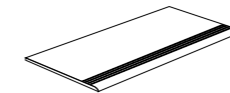
30x60 (12"x24")  
7661066 taupe nat. rett.

**PEZZI SPECIALI** trims - pieces speciales - formstücke

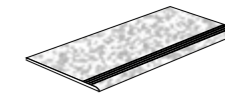
**titano standard ≠9**



**battiscopa naturale rett.**  
7,5x60 (3"x24")  
8661039 bianco nat. rett.  
8661029 beige nat. rett.  
8661049 cenere nat. rett.  
8661019 grigio nat. rett.  
8661009 antracite nat. rett.  
8661059 perla nat. rett.  
8661069 taupe nat. rett.  
14

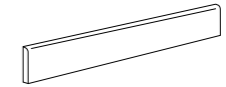


**gradino step naturale rett.**  
30x60 (12"x24")  
8661040 bianco nat. rett.  
8661030 beige nat. rett.  
8661050 cenere nat. rett.  
8661020 grigio nat. rett.  
8661010 antracite nat. rett.  
8661060 perla nat. rett.  
8661070 taupe nat. rett.  
7



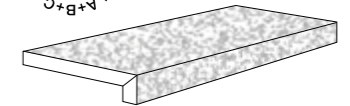
**gradino step grip rett.**  
30x60 (12"x24")  
8661140 bianco grip rett.  
8661130 beige grip rett.  
8661150 cenere grip rett.  
8661120 grigio grip rett.  
8661110 antracite grip rett.  
8661160 perla grip rett.  
8661170 taupe grip rett.  
7

**titano TILE+ ≠6**



**battiscopa naturale rett.**  
7,5x90 (3"x36")  
T624164 titano+ beige nat. rett.  
T624154 titano+ bianco nat. rett.  
T624174 titano+ grigio nat. rett.  
T624184 titano+ perla nat. rett.  
5

**titano**



**elemento elle grip rett.**  
30x60x6,5 (12"x24"x2,6")  
8620031 perla grip rett.  
8620021 grigio grip rett.  
8620011 beige grip rett.  
2



**FLOOR:** Titano Grigio 60x120 . 24"x47" rett. **grip 2cm R11 A+B+C** ≠ 20 mm / Grigio 60x60 . 24"x24" rett. **grip 2cm R11 A+B+C** ≠ 20 mm  
**WALL:** TITANO Grigio 60x120 . 24"x47" nat. rett. ≠ 9 mm / Grigio 10x30 . 4"x12" nat. rett. ≠ 9 mm

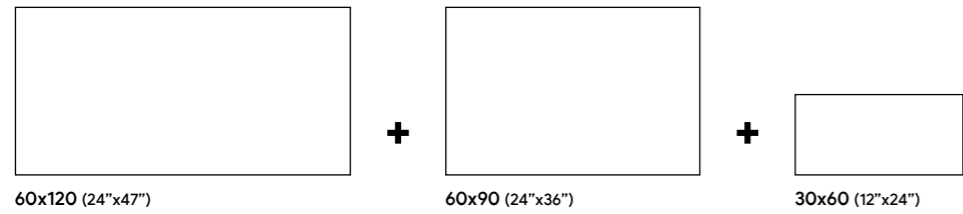


# titano naturale / grip

indoor & outdoor surfaces

## Composizione Modulo

60x120 - 60x90 - 30x60

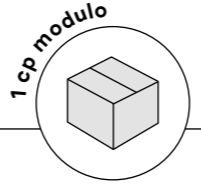


naturale rettificato  
1 cp modulo

|  |                              |
|--|------------------------------|
|  | 8661011 antracite nat. rett. |
|  | 8661031 beige nat. rett.     |
|  | 8661041 bianco nat. rett.    |
|  | 8661051 cenere nat. rett.    |
|  | 8661021 grigio nat. rett.    |
|  | 8661061 perla nat. rett.     |
|  | 8661071 taupe nat. rett.     |

grip rettificato  
1 cp modulo

|  |                              |
|--|------------------------------|
|  | 8661111 antracite grip rett. |
|  | 8661131 beige grip rett.     |
|  | 8661141 bianco grip rett.    |
|  | 8661151 cenere grip rett.    |
|  | 8661121 grigio grip rett.    |
|  | 8661161 perla grip rett.     |
|  | 8661171 taupe grip rett.     |



In ogni scatola troverete una "composizione Modulo" composta da:  
- 1 pezzo di 60x120  
- 1 pezzo di 60x90  
- 1 pezzo di 30x60  
Il formato 60x90 non è vendibile singolarmente.

In each box you will find a "composizione Modulo" which consists of:  
- 1 piece 60x120  
- 1 piece 60x90  
- 1 piece 30x60  
The 60x90 size cannot be sold separately.


Vous trouverez dans chaque boîte une "composizione Modulo" composée de :  
- 1 pièce de 60x120  
- 1 pièce de 60x90  
- 1 pièce de 30x60  
Le format 60x90 ne peut être vendu individuellement.

Jede Packung enthält eine „composizione Modulo“ mit:  
- 1 Stück 60x120  
- 1 Stück 60x90  
- 1 Stück 30x60  
Das Format 60x90 ist nicht getrennt erhältlich.

60x120 → 50% / 60x90 → 37,5% / 30x60 → 12,5%


## Schema di posa ①

Layout / Schéma de pose / Verlegemuster



## Schema di posa ②

Layout / Schéma de pose / Verlegemuster



La "Composizione Modulo" è venduta a scatola intera, ogni scatola è composta da: 1 pezzo di 60x120, 1 pezzo di 60x90, 1 pezzo di 30x60. I tre formati sono studiati per una posa modulare (schemi di posa 1 e 2) con fuga 2 mm. Il formato 60x90 non è vendibile singolarmente.

The "Composizione Modulo" is sold in a single box, each box consists of: 1 piece 60x120, 1 piece 60x90, 1 piece 30x60. The three sizes are developed for modular laying (layouts 1 and 2) with 2 mm joints. The 60x90 size cannot be sold separately.

La "Composizione Modulo" est vendue par boîte, chacune d'entre elles étant composée de : 1 pièce de 60x120, 1 pièce de 60x90, 1 pièce de 30x60. Les trois formats sont conçus pour une pose modulaire (schémas de pose 1 et 2) avec joint de 2 mm. Le format 60x90 ne peut être vendu individuellement.

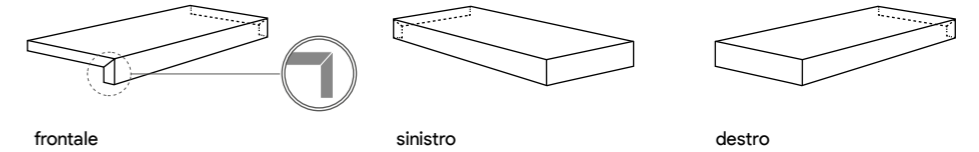
Die „Composizione Modulo“ ist als ganze Packung erhältlich. Jede Packung enthält: 1 Stück 60x120, 1 Stück 60x90, 1 Stück 30x60. Die drei Formate sind für eine Modulverlegung ausgelegt (Verlegemuster 1 und 2) mit 2 mm Fuge. Das Format 60x90 ist nicht getrennt erhältlich.

## Pezzi Speciali su richiesta

Trims on demand - Pieces speciales sur demande - Formstücke auf anfrage

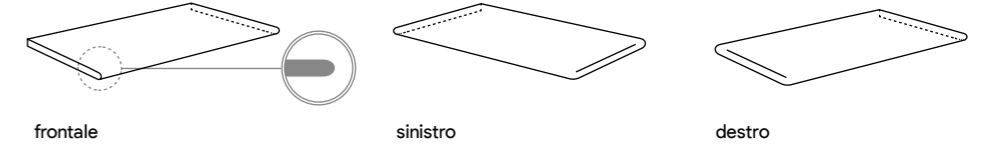
### Elemento ad elle 20mm

30x60x6,5 (12"x24"x2,36")  
40x120x6,5 (16"x47"x2,36")



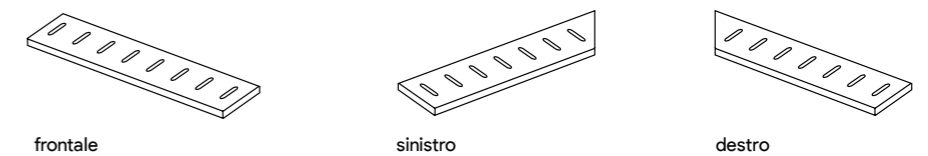
### Gradone toro 20mm

30x60x2 (12"x24"x0,7")  
40x120x2 (16"x47"x0,7")



### Griglia 20mm

60x14,8x2 (24"x5,8"x0,7")

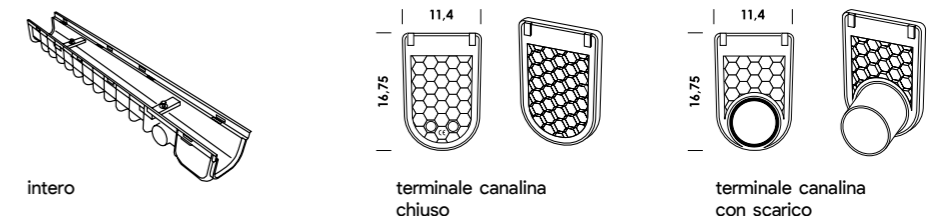


### Canalina 20mm

100x15,8x21,4 (39,3"x6,2"x8,4")  
intero

11,4x16,74 (4,48"x6,59")  
terminale chiuso

11,4x16,74 (4,48"x6,59")  
terminale con scarico





| TILE+                        |       | mm. | TIPOLOGIA IMBALLO / PACKAGING |                   |           |          |           |          |           |
|------------------------------|-------|-----|-------------------------------|-------------------|-----------|----------|-----------|----------|-----------|
| F.TO NOMINALE / NOMINAL SIZE |       |     | ARTICOLO / ITEM               | DIMENSIONE / SIZE | PCS / BOX | M2 / BOX | BOX / PLT | M2 / PLT | KG. / PLT |
| 90x90                        | rett. | 6   | pallet con sponda             | 94x124            | 3         | 2,43     | 26        | 63,18    | 988       |
| 45x90                        | rett. | 6   |                               | 94x124            | 5         | 2,025    | 30        | 60,75    | 912       |
| 30x90                        | rett. | 6   |                               | 100x120           | 6         | 1,62     | 30        | 48,60    | 747       |

| STANDARD                     |                          | CP | mm. | PCS / BOX | M2 / BOX | BOX / PLT | M2 / PLT | KG. / PLT |
|------------------------------|--------------------------|----|-----|-----------|----------|-----------|----------|-----------|
| F.TO NOMINALE / NOMINAL SIZE |                          |    |     |           |          |           |          |           |
| 60x120                       | rett.                    | -  | 9   | 2         | 1,44     | 36        | 51,84    | 1026      |
| 60x60                        | rett.                    | -  | 9   | 3         | 1,08     | 40        | 43,20    | 860       |
| 30x60                        | rett.                    | -  | 9   | 7         | 1,26     | 40        | 50,40    | 960       |
| 30x60                        | non rett.                | -  | 9   | 7         | 1,26     | 40        | 50,40    | 980       |
| 10x30                        | rett.                    | -  | 9   | 30        | 0,90     | 66        | 59,40    | 1320      |
| 15x15                        | non rett.                | -  | 8   | 46        | 1,040    | 46        | 78       | 1200      |
| composizione                 | 60x120<br>60x90<br>30x60 | 1  | 9   | 1         | 1,44     | 36        | 51,84    | 1170      |
| 30x30                        | mosaico                  | -  | 9   | 11        | 1        | 30        | 30       | 570       |
| 30x60                        | listellato               | -  | 9   | 4         | 0,72     | 30        | 21,60    | 447       |

| Outdoor Surface              |       | mm. | PCS / BOX | M2 / BOX | BOX / PLT | M2 / PLT | KG. / PLT |
|------------------------------|-------|-----|-----------|----------|-----------|----------|-----------|
| F.TO NOMINALE / NOMINAL SIZE |       |     |           |          |           |          |           |
| 60x120                       | Rett. | 20  | 1         | 0,72     | 36        | 25,92    | 1224      |
| 60x60                        | Rett. | 20  | 2         | 0,72     | 32        | 23,04    | 1088      |

| GM   | GRES PORCELLANATO CON COLORAZIONE IN MASSA  |   | GRUPPO DI APPARTENENZA SECONDO ISO 13006   |  |   |
|--|---|---|--|--|---|
|  | PORCELAINED STONEWARE WITH MASS COLOURING<br>GRES CERAME AVEC PATE COLOREE<br>DURCHGEFÄRBTES FEINSTEINZEUG<br>GRES PORCELÁNICO CON COLORACIÓN EN MASA<br>ФАРФОРОВЫЙ КЕРАМОГРАНИТ, ОКРАШЕННЫЙ ПО ВСЕЙ ТОЛЩИНЕ  |   | CLASS<br>GROUPE D'APPARTENANCE<br>ZUGEHÖRIGKEITSGRUPPE<br>GRUPO DE PERTENENCIA<br>ГРУППА ПРИНАДЛЕЖНОСТИ                                  |  |   |
| Simbologia<br>Symbolics<br>Symboles<br>Symbole<br>Simbologias<br>Символы | Caratteristiche<br>Features<br>Caracteristiques<br>Eigenschaften<br>Características<br>Характеристика   | Unità di misura<br>Unit of measurement<br>Unité de mesure<br>Masseinheit<br>Unidad de medida<br>Единица измерения | Valore medio Saime<br>Saime mean value<br>Valeur moyenne Saime<br>Durchschnittswert-Saime<br>Valor medio Saime<br>Среднее значение Saime | Valore prescritto<br>Fixed value<br>Valeur prescrite<br>Vorgeschriebener Wert<br>Valor prescrito<br>Требуемое значение   | Metodo di prova<br>Test method<br>Méthode d'essai<br>Prüfmethode<br>Método de ensayo<br>Метод испытания |
|  | Rettilineità dei lati<br>Side straightness<br>Rectitude des arêtes<br>Geradlinigkeit der Kanten<br>Rectilíneidad de los lados<br>Прямолинейность сторон   | %   | +/- 0,4  | +/- 0,5 max  | UNI EN ISO 10545-2  |
|  | Ortogonalità degli spigoli<br>Corner squariness<br>Angularité<br>Rechtwinkligkeit der Kanten<br>Ortogonalidad de las esquinas<br>Ортогональность кромок   | %   | +/- 0,4  | +/- 0,6 max  | UNI EN ISO 10545-2  |
|  | Planarità<br>Flatness<br>Planéité<br>Ebenflächigkeit<br>Planeidad<br>Плоскостность  | %   | +/- 0,4  | +/- 0,5 max  | UNI EN ISO 10545-2  |
|  | Spessore<br>Thickness<br>Épaisseur<br>Dicke<br>Grosor<br>Толщина  | %   | +/- 5,0  | +/- 5,0 max  | UNI EN ISO 10545-2  |
|  | Assorbimento d'acqua<br>Water absorption<br>Absorption d'eau<br>Wasseraufnahme<br>Absorción de agua<br>Водопоглощение   | %   | < 0,2  | ≤ 0,5  | UNI EN ISO 10545-3  |
|  | Sforzo di rottura<br>Breaking strenght<br>Contrainte de rupture<br>Bruchkraft<br>Esfuerzo de rotura<br>Разрушающее усилие   | N   | ≥ 1600 se Spess. ≥ 7,5<br>≥ 700 se Spess. ≤ 7,5  | ≥ 1300 se Spess. ≥ 7,5<br>≥ 700 se Spess. ≤ 7,5  | UNI EN ISO 10545-4  |
|  | Modulo di rottura<br>Modulus of rupture<br>Coefficient de rupture<br>Bruchmodul<br>Módulo de rotura<br>Модуль разрыва   | N/mm <sup>2</sup>   | > 40   | ≥ 35   | UNI EN ISO 10545-4  |
|  | Dilatazione termica lineare<br>Coeff. of linear thermal expansion<br>Coeff. d'extension thermique linéaire<br>Linearer Wärmeausdehnungs-Koeffizient<br>Coeficiente de dilatación térmica lineal<br>Линейное тепловое расширение   | *MK (-1)  | 7,0  | metodo disponibile<br>available method<br>méthode disponible<br>verfügbare methode<br>método disponible<br>требуемое значение  | UNI EN ISO 10545-8  |
|  | Resistenza agli sbalzi termici<br>Thermal shock resistyance<br>Résistance aux chocs thermiques<br>Temperaturwechsel Beständigkeit<br>Resistencia a choque térmico<br>Стойкость к перепадам температуры  | -   | resiste<br>résiste<br>widerstandsfähig<br>resiste<br>стойкий   | metodo disponibile<br>available method<br>méthode disponible<br>verfügbare methode<br>método disponible<br>требуемое значение  | UNI EN ISO 10545-9  |
|  | Resistenza alle macchie<br>Stain resistance<br>Résistance au tâches<br>Flecken Beständigkeit<br>Resistencia a las manchas<br>Стойкость к образованию пятен  | -   | ≥ 3  | 3 MIN  | UNI EN ISO 10545-14   |
|  | Resistenza ai prodotti chimici di uso domestico<br>Resistance to chemical products<br>Résistance aux produits chimiques<br>Beständigkeit gegen Chemikalien<br>Resistencia a los productos quimicos<br>Стойкость к бытовым химикатам   | -   | conforme<br>conform<br>conforme<br>gleichmässig<br>conforme<br>соответствует   | MIN GB   | UNI EN ISO 10545-13   |
|  | Resistenza agli acidi e alle basi a bassa concentrazione<br>Resistant to acids and low concentration bases<br>Résistance aux acides et aux bases à faible concentration<br>Widerstandsfähig gegenüber niedrig konzentrierten Säuren und Laugen<br>Resistencia a los ácidos y las bases de baja concentración<br>Стойкость к низким концентрациям кислот и щелочей | -   | MIN GLB  | secondo classificazione prodotto<br>according to product classification<br>selon classification produit<br>Gemäß Produktklassifizierung<br>СООГЛАСНО КЛАССИФИКАЦИИ ПРОДУКЦИИ | UNI EN ISO 10545-13   |
|  | Resistenza al gelo<br>Frost resistance<br>Résistance au gel<br>Frostbeständigkeit<br>Resistencia al hielo<br>Морозостойкость  | -   | resiste<br>résiste<br>widerstandsfähig<br>resiste<br>стойкий   | richiesta<br>request<br>demande<br>anfrage<br>solicitud<br>требуемое значение  | UNI EN ISO 10545-12   |
|  | Stabilità dei colori<br>Colour stability<br>Stabilité des coloris<br>Lichtechtheit der Färbung<br>Estabilidad de los colores<br>Цветостойкость  | -   | stabile<br>stable<br>stable<br>estable<br>стойкий  | metodo disponibile<br>available method<br>méthode disponible<br>verfügbare methode<br>método disponible<br>требуемое значение  | DIN 51094   |





“  ”  
Ceramics of Italy

**La costante ricerca tecnologica si riserva di apportare soluzioni estetiche migliorative rispetto a quanto proposto nel catalogo.**  
In view of constant technological research, we reserve the right to provide improved aesthetic solutions compared to those proposed in the catalogue.  
La recherche technologique constante se réserve d'apporter des améliorations esthétiques par rapport aux solutions proposées dans le catalogue.  
Auf grund der ständigen technologischen forschung behalten wir uns vor, ästhetische verbesserungen an den im katalog angebotenen lösungen vorzunehmen.  
В связи с постоянными технологическими исследованиями фирма оставляет за собой право на усовершенствование решений, предлагаемых в каталоге

**I colori riprodotti nel presente catalogo sono soggetti alle tolleranze previste dalla stampa.**  
Colours showed on this catalogue are subject to tolerances due to printing.  
Les coloris reproduits dans ce catalogue sont sujets aux tolérances prévues pour l'impression.  
Die in diesem katalog wiedergegebenen farben sind den für den druck vorgesehenen schwankungen unterworfen.  
Los colores reproducidos en este catálogo son sujetos a las tolerancias de la impresión.  
Цвета, воспроизведенные в настоящем каталоге, имеют предусмотренные для печати допуски.





SAIME CERAMICHE  
Via Giardini, 24 - 41042  
Fiorano Modenese MO Italy  
LAT: 44.5409960 (44° 32' 27.586")  
LNG: 10.8615504 (10° 51' 41.581")  
Tel. +39 0536 869611  
Fax +39 0536 843823  
+39 0536 830313  
+39 0536 832533  
+39 0536 869681  
saime@riwal.it  
www.saimeceramiche.com



NUOVA RIWAL CERAMICHE s.r.l.  
Sede legale:  
Via Giardini, 24 - 41042  
Fiorano Modenese MO Italy  
Sede amministrativa:  
Via Statale 467,109 - 42013  
Casalgrande RE Italy  
Tel. +39 0536 869411  
Fax +39 0536 837321  
info@riwal.it  
www.riwal.it

