

# U N I K A

+ plus  
OUTDOOR PAVINGS



s m o k e 80x80 cm Rettificato . 32"x32" Rectified



## EFFETTO CEMENTO

"Una serie ispirata all'estetica e matericità del cemento per esigenze commerciali e residenziali."

## CONCRETE EFFECT

"A series inspired by the style and material quality of cement, for both commercial and residential projects."

carbon 80x80 cm Rettificato . 32"x32" Rectified



smoke 60x60 cm Rettificato . 24"x24" Rectified



Piscine  
Pools



Giardini  
Gardens



Terrazze  
Terraces



Spazi pubblici  
Public spaces



sand 80x80 cm Rettificato . 32"x32" Rectified

# UNIKA

EFFETTO CEMENTO  
CONCRETE EFFECT

GRES PORCELLANATO IMPASTO COLORATO.  
COLORED BODY PORCELAIN STONEWARE.

Disponibile nello spessore 1 cm  
Available in thickness 1 cm

CATALOGO GENERALE GTOT  
CATALOGO UNIKA

**QB UPEC.F+** 20 MM

U4 P3 E3 C2

80x80 cm  
32"x32"

30 MM


**QB UPEC.F+** 20 MM

U4 P3 E3 C2


60x60 cm  
24"x24"

30 MM

## SPECIAL SHAPES FORME SPECIALI



BUBBLE\_80  
76x76 cm  
32"x32"



MOON\_80  
76x76 cm  
32"x32"



BUBBLE\_60  
56x56 cm  
24"x24"



\* LE FORME SPECIALI "ON DEMAND"  
VENGONO REALIZZATI SOLO SU RICHIESTA  
CON CONSEGNA 6 SETTIMANE.  
SPECIAL SHAPES "ON DEMAND" ARE AVAILABLE ONLY  
ON REQUEST AND HAVE A 6-WEEK LEAD-TIME.

## carbon



80x80 cm Rettificato  
32"x32" Rectified




60x60 cm Rettificato  
24"x24" Rectified

## smoke



80x80 cm Rettificato  
32"x32" Rectified



60x60 cm Rettificato  
24"x24" Rectified

## sand



80x80 cm Rettificato  
32"x32" Rectified



60x60 cm Rettificato  
24"x24" Rectified